Welcome to TracInsights!

October 2025

We're excited to share this first edition of our brand-new newsletter TracInsights. We will bring you all the latest updates on Tracoline and TracSuite, our journey to clinical, and research in motion-free MRI. Thank you for joining us on this journey to help make patient motion a barrier of the past.



Welcome to our new Tracoline installs!

We are proud to welcome **The Kennedy Krieger Institute** in the USA, **Trinity College Institute of Neuroscience (TCIN)** in Ireland, **Brain Imaging Center** at Frankfurt University Hospital in Germany, **Phoenix Children's Hospital** in the USA, and the **Toronto Neuroimaging Facility (ToNI)** at the **University of Toronto** in Canada, to the TracInnovations family. These partnerships mark another step forward in ensuring motion-free MRI is accessible to more researchers, clinicians and patients worldwide.

Milestone Achievement: Tracoline Receives CE Mark in Europe

In January 2025, Tracoline obtained CE marking, demonstrating compliance with the European Medical Device Regulation (EU MDR), further strengthening our global readiness and expanding availability for both clinical and research sites.

CE Mark Announcement

Conference Corner: 2025 Minnesota Workshop on Ultra-High Field Imaging

We are a sponsor at this year's Workshop on UHF Imaging at CMRR, Minnesota between October 15-17. We are highlighting our 7T motion correction solution for research with a sponsored talk and MoCo demonstration on October 16th.

2025 CMRR Workshop website

Research Spotlights: Advancing Motion-Free MRI

fMRI PMC Research: ISMRM2025 and Beyond!

ISMRM 2025 fMRI PMC

TracInnovations presented initial task-based fMRI prospective motion correction (PMC) test results -highlighting the potential of Tracoline to improve robustness in fMRI

Read the Abstract

Further fMRI PMC Testing

Building from the ISMRM 2025 fMRI abstract, we conducted new fMRI testing in collaboration with **Marta Correia** from MRC-CBU at the **University of Cambridge**

Read the Whitepaper

fMRI PMC: Next Steps

We are running a follow-up study with a larger fMRI sample size to build confidence in the effectiveness of Tracoline -informed motion corrected fMRI - further extending the scope and clinical relevance of this research. **Stay tuned!**

ASL Motion Correction Research at Glostrup Hospital, Rigshospitalet, Denmark

Dr. Ulrich Lindberg shares new findings incorporating prospective motion correction **(PMC)** into arterial spin labeling **(ASL)**, highlighting its potential to improve the reliability of perfusion imaging.

Read the Abstract

Hybrid Motion Correction: Future Possibilities?

At the **ISMRM's Motion Correction Workshop 2024**, TracInnovations presented two abstracts on **Hybrid MC**. By combining the benefits of prospective and retrospective motion correction, this approach can enable **latency-free, high-frequency correction in high-resolution TSE sequences.**

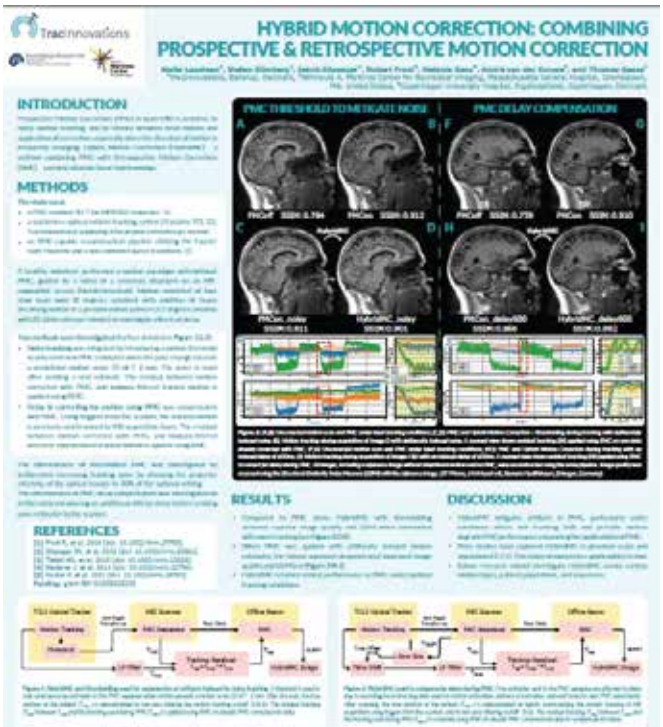

View Full Poster



View Full Poster

Our Journey to Clinical

We are gaining valuable insights at our major research collaboration sites on the use of PMC and/or RMC within clinical real-world motion scenarios. Together with our partner sites at the Brain Imaging Center Frankfurt, Boston Children's Hospital and Northwestern University we were able to validate the effectiveness of Tracoline-informed motion correction on patients in a routine clinical setting.

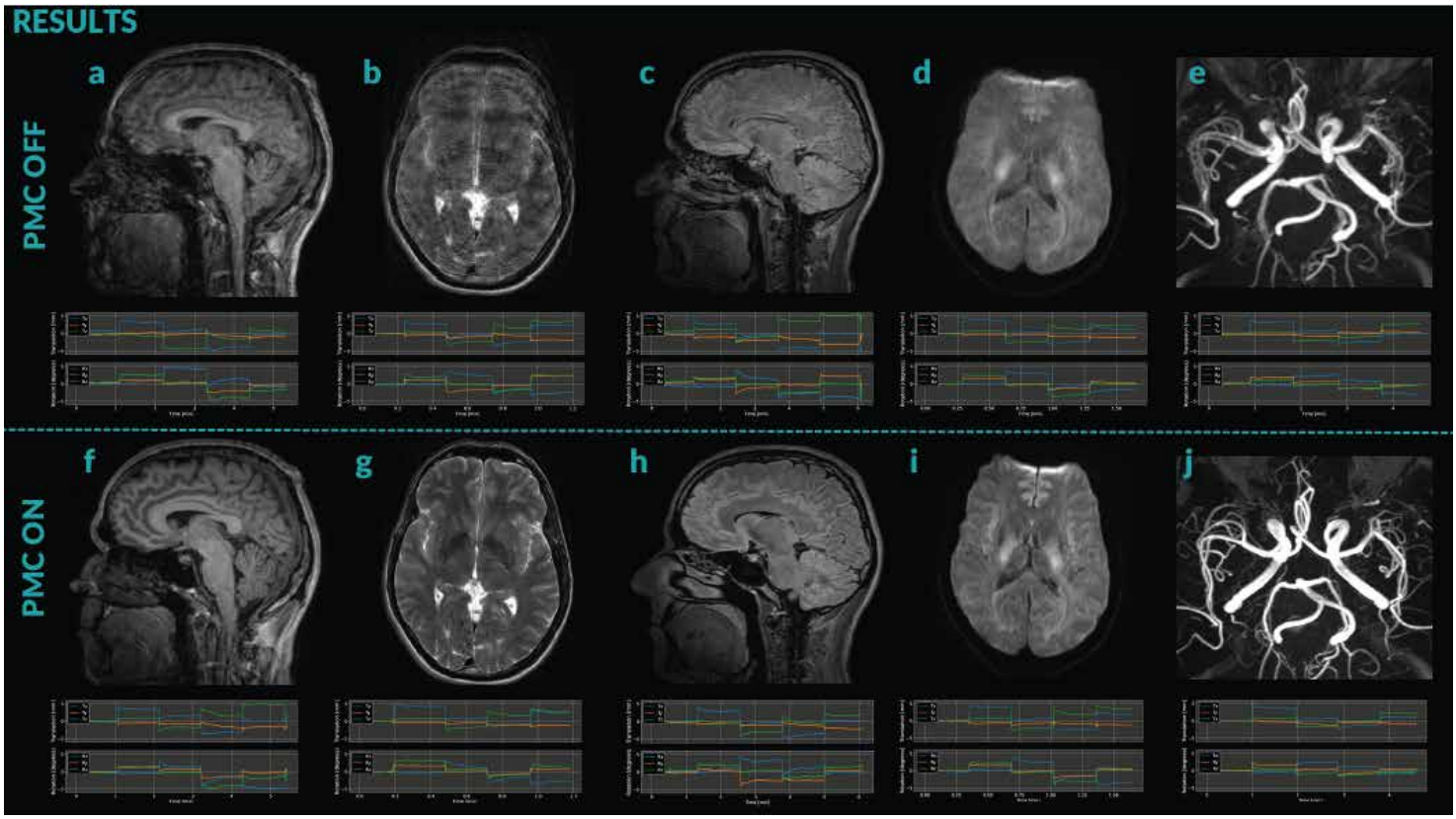

Philips User Experience with Tracoline Read the Whitepaper

Siemens PMC Integration with Access-I Read the Poster

Closing Note

Thank you for being part of our mission: to remove patient motion as a barrier to accurate and efficient MRI. We look forward to sharing more with you in the next edition of **TracInsights!**

Get a Quote

TracInnovations A/S, Brydehusvej 13, Ballerup, DK-2750, Denmark

www.tracinnovations.com